






**WINSOR  
&  
NEWTON™**

*Cotman*

**WATER COLOURS™**

							
346 A S1 <input type="checkbox"/>	119 A S1 <input checked="" type="checkbox"/>	266 A S1 <input type="checkbox"/>	109 A S1 <input checked="" type="checkbox"/>	090 A S1 <input checked="" type="checkbox"/>	103 A S1 <input checked="" type="checkbox"/>	095 A S1 <input checked="" type="checkbox"/>	098 A S1 <input checked="" type="checkbox"/>
Lemon Yellow Hue	Cadmium Yellow Pale Hue	Gamboge Hue	Cadmium Yellow Hue	Cadmium Orange Hue	Cadmium Red Pale Hue	Cadmium Red Hue	Cadmium Red Deep Hue
							
003 A S1 <input type="checkbox"/>	502 A S1 <input type="checkbox"/>	580 A S1 <input type="checkbox"/>	544 A S1 <input type="checkbox"/>	398 A S1 <input type="checkbox"/>	231 A S1 <input type="checkbox"/>	660 A S1 <input type="checkbox"/>	179 A S1 <input checked="" type="checkbox"/>
Alizarin Crimson Hue	Permanent Rose Hue	Rose Madder Hue	Purple Lake Hue	Mauve Hue	Dioxazine Purple Hue	Ultramarine Hue	Cobalt Blue Hue
							
139 A S1 <input checked="" type="checkbox"/>	654 A S1 <input checked="" type="checkbox"/>	327 A S1 <input type="checkbox"/>	538 A S1 <input type="checkbox"/>	329 A S1 <input type="checkbox"/>	696 A S1 <input type="checkbox"/>	235 A S1 <input checked="" type="checkbox"/>	312 A S1 <input type="checkbox"/>
Cerulean Blue Hue	Turquoise Hue	Intense Blue (Phthalo Blue) Hue	Prussian Blue Hue	Intense Green (Phthalo Green) Hue	Viridian Hue	Emerald Hue	Hooker's Green Dark Hue
							
314 A S1 <input type="checkbox"/>	599 A S1 <input type="checkbox"/>	552 AA S1 <input type="checkbox"/>	744 AA S1 <input checked="" type="checkbox"/>	554 AA S1 <input type="checkbox"/>	074 AA S1 <input type="checkbox"/>	362 AA S1 <input checked="" type="checkbox"/>	317 AA S1 <input checked="" type="checkbox"/>
Hooker's Green Light Hue	Sap Green Hue	Raw Sienna Hue	Yellow Ochre Hue	Raw Umber Hue	Burnt Sienna Hue	Light Red Hue	Indian Red Hue
							
076 AA S1 <input checked="" type="checkbox"/>	676 AA S1 <input checked="" type="checkbox"/>	609 AA S1 <input checked="" type="checkbox"/>	322 A S1 <input checked="" type="checkbox"/>	465 A S1 <input checked="" type="checkbox"/>	331 AA S1 <input checked="" type="checkbox"/>	337 AA S1 <input checked="" type="checkbox"/>	150 AA S1 <input checked="" type="checkbox"/>
Burnt Umber Hue	Vandyke Brown Hue	Sepia Hue	Indigo Hue	Payne's Gray Hue	Ivory Black Hue	Lamp Black Hue	Chinese White Hue

**Key to Coding**

AA Extremely Permanent  
A Permanent

S Series number  
 Transparent  
 Semi-Transparent  
 Opaque  
 Semi-Opaque

**ASTM**

I Permanent for artists' use  
II Permanent for artists' use

Where no ASTM rating is listed, please refer to the Winsor & Newton permanence rating

This colour chart is produced within the limitations of lithographic colour printing and is intended as a guide only.